

YOKOHAMA Motorsport



The FIA WTCC (FIA World Touring Car Championship) is one of three FIA world championships, which also include the F1 and the WRC. Touring cars from BMW, CHEVROLET, LADA and SEAT all equipped with ADVAN racing tyres, engage in fierce competition for the world championship, which takes place across 4 continents, in 12 different countries. Since 2006, YOKOHAMA's ADVAN racing tyres have been the exclusive brand supplied to the FIA WTCC.



From the 2010 racing season YOKOHAMA will supply ECO racing tyres with improved environmental performance. The newly developed ECO racing tyre uses a revised mixture of oil and rubber, replacing the previous aromatic oil by using natural materials like Orange Oil. Orange Oil makes the rubber more flexible and improves grip, to the extent that manoeuvrability and grip on dry surfaces are comparable to those of conventional tyres, but with reduced environmental effects. Make sure you watch the 2010 WTCC season, using YOKOHAMA's new eco-tyres!



YOKOHAMA USER INFORMATION

YOKOHAMA is the name that should come to mind for the racing enthusiasts that want the best tyre to meet their needs. We offer a wide range of tyres for almost every automotive competition. Regardless of your area of interest, we have teams of professionals working year-round in the development, testing and manufacture of new tyre designs that provide the additional edge you need to lead field.

Tyre Use

YOKOHAMA Motorsports tyres are manufactured solely for competition. Although some of the models can be used on public roads, the tyres are produced with specially designed patterns and compounds, and they are not suitable for public road use. YOKOHAMA recommends using YOKOHAMA Motorsports tyres only for the intended uses for each pattern, and please remember such tyres are made for competition and therefore carry no warranty.

Tyre Size Designation

Tyre size designation shows normal tread width in mm / overall tyre diameter in mm and nominal rim diameter in inch (e.g.230/610R17). The dimensions of a competition tyre are given as an inflated tyre with unloaded conditions.

Tyre Care

Keep your tyres away from direct sunlight and locations with high temperature, high moisture, heavy electrical machinery, welders, and etc. Tyres should preferably be stored in a cool, dry and dark room with a controlled environment.

Mounting

Motorsports tyres require special care when being mounted, as the bead must seat perfectly onto the rim without causing any damage. Wheels should be checked for damage or rust before mounting as such items may result in a poor fit that is not airtight. In order to assure that there is no damage to the bead area, you should always have your tyres mounted by a certified dealership that knows how to handle tyres made for competition. You should always use a mounting machine when changing a tyre to prevent unnecessary damage to the tyre or wheels. You should always use a safety cage when inflating tyres. Failure to do so may result in serious injury. Do not inflate a tyre to more than 40 psi (275kPa).

Air Pressure

You should never over- or under-inflate a tyre as this may cause severe damage to tyres and /or rims when accelerating, braking or cornering. Never use tyres with under 19 psi (130kPa). Remember that the proper pressure depends on the type of race, road surface conditions and driver's needs.

MOTORSPORT TYRES 2010



RACING TYRES



RADIAL

ADVAN A005



ADVAN A006



A006N



A006G/A006C

for GT & PROTOTYPE CARS

ADVAN A005/DRY								ADVAN A006/WET					CATEGORIES			
INCH	SIZE	COMPOUND				OVERALL DIAMETER (mm)	SECTION WIDTH (mm)	RECOMMENDED RIM WIDTH	SIZE	DESIGN	COMPOUND			OVERALL DIAMETER (mm)	SECTION WIDTH (mm)	RECOMMENDED RIM WIDTH
		SS	S	M	H					S	M					
18	330/710R18	N2364	N2365			705	353	13	330/710R18	A006N	N2357	708	353	13	GT, Prototype	
	280/710R18	N2348	N2349	N2350	N2351	709	301	11	280/710R18	A006N	N2353	708	303	11	GT, Prototype	
	280/680R18	N2281	N2361	N2362	N2363	682	299	11	280/680R18	A006N	N2321	N2319	684	299	11	GT
	320/650R18	N2253	N2254	N2389	N2257	654	341	13	320/650R18	A006N	N2356		653	344	13	GT, Prototype
	280/650R18	N2220	N2115	N2390	N2117	650	300	11	280/650R18	A006G	N2223	N2118	652	297	11	GT
	250/650R18	N2373	N2374	N2371	N2372	650	273	10	250/650R18	A006N	N2320	N2318	653	270	10	GT
	230/650R18	N2221	N2076	N2391	N2090	650	247	9	230/650R18	A006G	N2082		650	247	9	GT

for TOURING CARS

ADVAN A005/DRY								ADVAN A006/WET					CATEGORIES	
INCH	SIZE	COMPOUND			OVERALL DIAMETER (mm)	SECTION WIDTH (mm)	RECOMMENDED RIM WIDTH	SIZE	DESIGN	COMPOUND	OVERALL DIAMETER (mm)	SECTION WIDTH (mm)		RECOMMENDED RIM WIDTH
		S	H	WET						M				
18	250/660R18	N2401	N2402		657	265	9.5	250/660R18	A006N	N2403	654	259	9.5	Super Touring
	210/650R18	N2050	N2052		649	224	8	210/650R18	A006N	N2315	650	210	8	
17	260/640R17	N2392	N2393		640	275	10	260/640R17	A006N	N2397	639	273	10	VLN Cup
	240/640R17	N2394	N2395		640	253	9	240/640R17	A006N	N2398	640	249	9	VLN Cup
	230/625R17	N2383	N2384		620	247	9	210/625R17	A006N	N2396	625	224	8	VLN Cup
	230/610R17	N2385	N2386	*N2124	607	240	8.5	230/610R17	A006G	N2337	607	244	8.5	Super 2000, VLN Cup
	210/610R17	N2203	N2202		608	224	8							
16	230/630R16	N2381	N2387		635	247	8	230/630R16	A006N	N2382	631	245	8	VLN Cup
	210/580R16		N2119	*N1869	580	227	8							VLN Cup
	190/580R16	N2454	N2455		581	203	7	190/580R16	A006G	N2456	578	206	7	Super Production, VLN Cup
15	190/580R15	N2280	N2358		576	216	7	190/580R15	A006G	N2148	578	210	7	
	190/560R15	N2379	N2175		561	208	7	190/560R15	A006G	N2457	560	209	7	
14	180/530R14	N2380	N1608		535	191	6.5							

* The WET compound is only for WET conditions. Please do not use it under DRY conditions. Please be sure to hand-cut the groove before use.

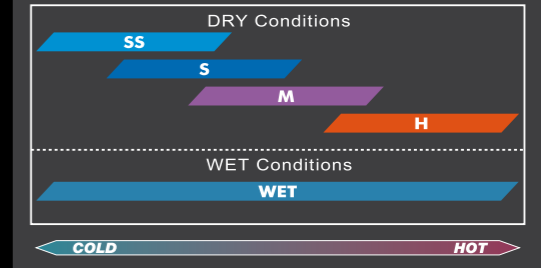
for FORMULA

ADVAN A005/DRY							ADVAN A006/WET					CATEGORIES		
INCH	SIZE	COMPOUND		OVERALL DIAMETER (mm)	SECTION WIDTH (mm)	RECOMMENDED RIM WIDTH	SIZE	DESIGN	OVERALL DIAMETER (mm)	SECTION WIDTH (mm)	RECOMMENDED RIM WIDTH			
		SS	S											
13	240/45VR13	N1805	N1803		580	280	10	240/45VR13	A006C	N2045	580	276	10	F3, Junior Formula
	200/50VR13	N2218	N2219		558	244	9	200/50VR13	A006C	N2044	558	244	9	F3
	180/50VR13	N1804	N1802		556	224	8	180/50VR13	A006C	N2132	557	221	8	Junior Formula
	160/55VR13	N2216	N2217		535	185	6	160/55VR13	A006C	N2167	536	176	6	Junior Formula

for GYMKHANA / AUTO CROSS / HILL CLIMB

ADVAN A005/DRY							OVERALL DIAMETER (mm)	SECTION WIDTH (mm)	RECOMMENDED RIM WIDTH
INCH	SIZE	COMPOUND		OVERALL DIAMETER (mm)	SECTION WIDTH (mm)	RECOMMENDED RIM WIDTH			
		SS	S						
18	250/660R18	N2464		658	271	10			
17	260/640R17	N2463		641	266	9.5			
13	240/575R13	N2206		578	287	10.5			
	200/555R13	N2205		556	262	10			

Road Surface Application Chart of A005



ROAD LEGAL SPORT TYRES



ADVAN A048



INCH	SERIES (%)	SIZE	COMPOUND			OVERALL DIAMETER (mm)	SECTION WIDTH (mm)	SPEC RIM WIDTH	APPROVED RIM CONTOURS	RECOMMENDED RIM WIDTH	EC MARKED	DOT
			S	M	MH							
18	30	* 285/30R18 93Y			K8219	629	282	10	9.5~10.5	10.5	⊙	⊙
		* 295/30R18 94Y			K9391	633	300	10.5	10~11	11	⊙	⊙
		* 315/30R18 98Y			K8861	645	313	11	10.5~11.5	11.5	⊙	⊙
35		* 265/35R18 93Y			K8220	640	272	9.5	9~10.5	10	⊙	⊙
40		* 225/40R18 88Y			K8221	636	231	8	7.5~9	8	⊙	⊙
		* 235/40R18 91Y			K8862	644	243	8.5	8~9.5	8.5	⊙	⊙
17	40	245/40R17 91W			K8222	630	248	8.5	8~9.5	9.5	⊙	⊙
		255/40R17 94W			K8223	638	262	9	8.5~10	9.5	⊙	⊙
	45	215/45R17 87W	K9718		K8224	624	215	7	7~8	8	⊙	⊙
		225/45R17 90W	K9719		K8225	630	228	7.5	7~8.5	8.5	⊙	⊙
		235/45R17 93W	K9720		K8226	640	238	8	7.5~9	8.5	⊙	⊙
16	45	225/45R16 89W	K9717		K8863	605	228	7.5	7~8.5	8.5	⊙	⊙
	50	195/50R16 84W	K9724		K8865	600	203	6	5.5~7	7	⊙	⊙
		225/50R16 92W	K9733		K8866	632	231	7	6~8	8	⊙	⊙
	55	205/55R16 91W	K9727			632	213	6.5	5.5~7.5	7.5	⊙	⊙
15	50	195/50R15 82V	K9722		K6945	574	202	6	5.5~7	6.5	⊙	⊙
		205/50R15 86V	K9723		K9592	584	215	6.5	5.5~7.5	7	⊙	⊙
		225/50R15 91V			K9392	603	235	7	6~8	8	⊙	⊙
		55	195/55R15 85V	K9726		K6947	593	202	6	5.5~7	6~7	⊙
	60	205/60R15 91H			K9393	625	208	6	5.5~7.5	7	⊙	⊙
14	55	185/55R14 80V	K9725		K6946	557	197	6	5~6.5	6.5	⊙	⊙
		60	185/60R14 82H	K9731		K7511	575	189	5.5	5~6.5	6.5	⊙
		195/60R14 86H			K7512	585	201	6	5.5~7	6.5	⊙	⊙
13	50	175/50R13 72V	K9721		K6271	505	180	5.5	5~6	6	⊙	⊙
		60	175/60R13 77H	K9728		K7510	536	180	5	5~6	6	⊙
		185/60R13 80H	K9729		K8229	550	188	5.5	5~6.5	6	⊙	⊙
		205/60R13 86H	K9730		K8232	573	210	6	5.5~6.5	6.5	⊙	⊙
12	55	165/55R12 72V			K6272	486	162	5	4.5~6	5.5	⊙	⊙

* : A048E

ADVAN A032R



ADVAN A021R




INCH	SERIES (%)	SIZE	COMPOUND	OVERALL DIAMETER (mm)	SECTION WIDTH (mm)	SPEC RIM WIDTH	APPROVED RIM CONTOURS	RECOMMENDED RIM WIDTH	EC MARKED	DOT
16	50	205/50R16 87V	K3533	610	206	6.5	5.5~7	7.5	⊙	
15	60	225/60R15 96V	K3530	651	229	6.5	6.5~7	7.5	⊙	
13	65	155/65R13 73H	K3543	533	154	4.5	4~5	5.5	⊙	
10	70	165/70R10 72H	K4603	489	170	5	4~5.5	5~5.5	⊙	

INCH	SERIES (%)	SIZE	COMPOUND	OVERALL DIAMETER (mm)	SECTION WIDTH (mm)	SPEC RIM WIDTH	APPROVED RIM CONTOURS	RECOMMENDED RIM WIDTH	EC MARKED	DOT
13	60	205/60R13 87H	K1233	578	204	6	5~7.5	6.5	⊙	
		185/60R13 80H	K1232	557	182	5.5	5~6.5	6~6.5	⊙	
		70	185/70R13 86H	K1231	589	185	5.5	4.5~6	6	⊙



Road Surface Application Chart of A048



RALLY TYRES




ADVAN A053



INCH	SIZE	COMPOUND				OVERALL DIAMETER (mm)	SECTION WIDTH (mm)	RECOMMENDED RIM WIDTH
		LEFT A30	RIGHT	LEFT A50	RIGHT			
15	170/650R15	N2639	N2640	N2630	N2631	644	224	7
	180/650R15	N2642	N2641	N2643	N2644	650	232	7

LEFT=A053L, RIGHT=A053R 170/650R15: For S2000

Hand-cut Groove Recommendation



ADVAN A036



INCH	SERIES (%)	SIZE	OVERALL DIAMETER (mm)	SECTION WIDTH (mm)	RECOMMENDED RIM WIDTH
15	60	185/60R15 84Q	N2446	601	206
	65	205/65R15 94Q	N2447	648	224

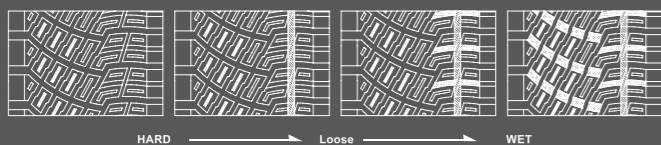
ADVAN A035e



INCH	SERIES (%)	SIZE	COMPOUND				OVERALL DIAMETER (mm)	SECTION WIDTH (mm)	RECOMMENDED RIM WIDTH
			LEFT A30	RIGHT	LEFT A50	RIGHT			
15	65	195/65R15 91Q	N2451	N2450	N2453	N2452	646	211	6.5
		205/65R15 94Q	N2443	N2442	N2441	N2440	648	219	7

LEFT=A035L, RIGHT=A035R

Hand-cut Groove Recommendation



ADVAN A031



INCH	SERIES (%)	SIZE	OVERALL DIAMETER (mm)	SECTION WIDTH (mm)	RECOMMENDED RIM WIDTH
15	65	205/65R15 94Q *N2370	659	195	6

* : NO BAR-CODE

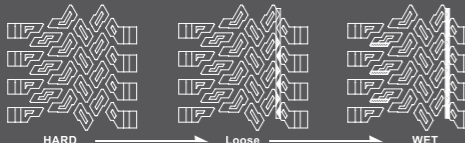
ADVAN A035



INCH	SERIES (%)	SIZE	COMPOUND			OVERALL DIAMETER (mm)	SECTION WIDTH (mm)	RECOMMENDED RIM WIDTH
			A30	A50	A70			
15	60	185/60R15 84Q	N2434	N2433	*N2001	600	190	5.5
		65	185/65R15 88Q	N2436	N2435	*N1992	636	187
	65	195/65R15 91Q	N2437	N2445	*N1989	646	203	6
		205/65R15 94Q	N2439	N2438	*N1986	647	211	6
14	65	175/65R14 82Q	*N1996	*N1997	*N1998	596	182	5
		185/65R14 86Q	*N1993	*N1994	*N1995	600	194	5.5
13	65	165/65R13 77Q	*N2010	*N2011	*N2012	551	172	5
		70	185/70R13 86Q	*N2105	*N2068	*N2069	600	196

* : NO BAR-CODE

Hand-cut Groove Recommendation

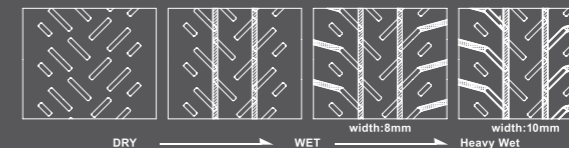


ADVAN A006T



INCH	SIZE	COMPOUND				OVERALL DIAMETER (mm)	SECTION WIDTH (mm)	RECOMMENDED RIM WIDTH
		SSS	SS	S	M			
18	210/650R18	N2566	N2575	N2592	N2583	647	224	8
17	210/650R17		N2591	N2582	N2590	647	224	8
	210/625R17	N2562	N2581	N2589	N2580	623	223	8
	190/625R17	N2573	N2587	N2578		625	200	7
16	210/625R16		N2588	N2579		623	226	8
	190/610R16		N2586	N2577		607	201	6.5
15	190/580R15	N2564	N2585	N2576	N2584	579	201	7

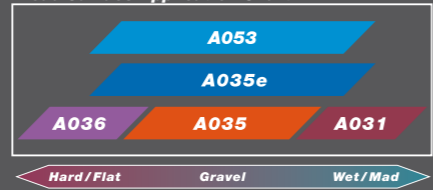
Hand-cut Groove Recommendation



A053/A035e/A035 COMPOUND MAP

Road Temperature (C°)	SS Distance				
	~10 km	~20 km	~30 km	~40 km	50 km~
60	A70	A70	A70	A70	A70
50	A70	A70	A70	A70	A70
40	A50	A50	A70	A70	A70
30	A30	A50	A50	A70	A70
20	A30	A30	A50	A50	A70
10	A30	A30	A30	A50	A50

Road Surface Application Chart



A006T COMPOUND MAP

Road Temperature (C°)	SS Distance				
	~10 km	~20 km	~30 km	~40 km	50 km~
60	M	M	M	M	M
50	S	M	M	M	M
40	S	S	S	M	M
30	SS	S	S	S	M
20	SS	SS	S	S	S
10	SSS	SS	SS	S	S
0	SSS	SSS	SS	S	S
-10	SSS	SSS	SSS	S	S

